



Integrating Sustainability in
Value Chains of companies

Value Chain Partner

TENNECO CLEAN AIR
INDIA PRIVATE LIMITED

2025
ASSESSMENT REPORT

Disclaimer

Copyright © 2025 Confederation of Indian Industry (CII). All rights reserved.

No part of this publication may be reproduced, stored in, or introduced into a retrieval system, or transmitted in any form or by any means (electronic, mechanical, photocopying, recording or otherwise), in part or full in any manner whatsoever, or translated into any language, without the prior written permission of the copyright owner. CII has made every effort to ensure the accuracy of the information and material presented in this document. Nonetheless, all information, estimates and opinions contained in this publication are subject to change without notice, and do not constitute professional advice in any manner. Neither CII nor any of its office bearers or analysts or employees accept or assume any responsibility or liability in respect of the information provided herein. However, any discrepancy, error, etc. found in this publication may please be brought to the notice of CII for appropriate correction.

Published by Confederation of Indian Industry (CII), The Mantosh Sondhi Centre; 23, Institutional Area, Lodi Road, New Delhi 110003, India, Tel: +91 11 45771000 | Email: | Web: www.cii.in



TABLE OF CONTENT

1. **About Eco Edge**
 2. **CCL Profile**
 - A Sustainability Dashboard
 - B BRSR Core Dashboard
 - C Eco Edge Score Card & Performance Analysis
 3. **Sourcing company Value Chain Partners (VCPs) Key Benchmarks**
 4. **Gap Assessment**
 - A General
 - B Decarbonization
 - C Circularity
 - D Health and Safety
 - E Human Rights
 5. **Annexure: Scoring Methodology**
 - a Focus Area
 - b Final Score
- About Eco Edge**
- A Apraava Energy Privete Limited Profile
 - B Sustainability Dashboard
- B.1. Environment Dashboard**
- B.2. Social & Government Dashboard**
- C BRSR Core Dashboard
 - D Apraava Energy Privete Limited Performance Analysis
 - E Gap Assessment
 - A General
 - B Decarbonization
 - C Circularity
 - D Health and Safety
 - E Human Rights
- F. Value Chain Partners Performance Summary**
- E.1.a. Overall summary**
- E.1.b. Focus area KPI performance**
- G. Apaava Energy Suppliers Key Benchmarks**
- F. Annexure 1: Scoring Methodology**
- a Focus Area
 - b Final Score

THANK YOU FOR APPLYING TO THE ECO EDGE CERTIFICATION

This document presents the summary observations during the assessment of your organisation by the team of assessors and Eco Edge team. We believe it is essential for businesses to know how it is progressing in achieving excellence in sustainability performance as a VCP (Value Chain Partner) of Apraava Energy. Such an external perspective allows the entity to know how it measures the various performance indicators, and attempts to improve through appropriate action, thereby reaping consequent business benefits.

The overall assessment is based on more than 70 indicators, conducted for OEM as well as its upstream and downstream partners, across five focus areas: General, Decarbonization, Circularity, Health & Safety, and Human Rights. Assessment was done as desk assessment of the questionnaires. Capacity building sessions were organized, addressing each focus area, providing clarity on queries and help in filling the questionnaire. The assessment was conducted by third-party assessors remotely. These assessments also served as instructional opportunities, allowing VCPs to benefit from seasoned assessors' inputs. The findings and guidance from assessments are formally presented in this report.

We encourage your organisation to use this Gap Report as a pointer to your sustainability performance, work on the various strengths and opportunities to make yourself a more efficient and hence sustainable business entity. For this goal, and even otherwise, please feel free to seek the help and professional services of the CII-ITC Centre of Excellence for Sustainable Development.

Please feel free to contact us for any further clarification.

Ms. Seema Arora
Deputy Director General

About ECO Edge

- The CII Eco Edge program integrates sustainability in the value chains of companies, including MSMEs.
- It assesses sourcing companies and their Value Chain Partners (VCPs) across Human Rights, Circularity, Health & Safety, Decarbonization, and sector-specific indicators.
- Eco Edge supports sustainable value chains through an internally developed framework, implemented via a SaaS-based tool
- This program supports companies in managing Scope 3 emissions, building a network of sustainable vendors, and adapting to the evolving global regulatory landscape for value chain sustainability.

The program portfolio comprises the following components:

Capacity Building Programs:

The program supports sourcing companies in assessing their value chain partners (VCPs) on ESG parameters. It helps identify high-risk VCPs needing support, highlights top performers on specific KPIs, and provides insights for setting improvement targets.

Sustainability Assessments:

The program supports sourcing companies in assessing their value chain partners (VCPs) on ESG parameters. It helps identify high-risk VCPs needing support, highlights top performers on specific KPIs, and provides insights for setting improvement targets.

Maturity-Based Certification

Certifications are awarded to sourcing companies and VCPs meeting defined performance thresholds. The certification levels—Eco Edge Emerging, Eco Edge Progressive, and Eco Edge Trailblazer—reflect



Sourcing Company

TENNECO CLEAN AIR INDIA PRIVATE LIMITED



Site Assessed

Pune Maharashtra



Sector

Auto-components/Upstream Manufacturing



Products / Services

Manufacturing of Exhaust After Treatment System (Catalytic Converters and Mufflers)

ENVIRONMENT DASHBOARD

183465

Scope 1

930033

Scope 2

8.64%

Renewable Energy

Roof Top Solar
Power Plant

Renewable Energy Source

STP

Water treatment

Rainwater harvesting
facility

Waste is diverted via
recycling/energy recovery
only

100

Recycled Water

100

Waste Diversion



SOCIAL & GOVERNANCE DASHOARD

POLICY AVAILABLE

✓ Anti Bribe policy

✓ Whistle Blower Policy

✓ Cyber Security Policy

✓ Anti Corruption Policy

✓ Code of Conduct Policy

✓ Environmental issues

✓ Child labour

✓ Forced labour

✓ Non-discrimination

✓ Right to freedom

✓ Working hours

✓ Living wages

✓ Health and safety

✓ Corruption and bribery

Management System Standards

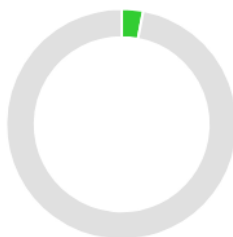




Women representation in the company:



2%
Middle Management



3%
Lower Management



Employee safety

Fatality

000



BRSR Core Dashboard

The Eco Edge framework is aligned 98% with BRSR Core

BRSR Core is a subset of the Business Responsibility and Sustainability Report (BRSR) mandated by SEBI (Securities and Exchange Board of India) for the top 1000 (by market capitalization) listed companies. It comprises a set of Key Performance Indicators (KPIs) under nine ESG attributes.

The dashboard below presents a visual overview of the company's response coverage against BRSR Core indicators, highlighting areas where data is reported or not. This overview can help identify potential areas for improved data tracking and more comprehensive future disclosures.

BRSR Attribute	Parameter	Data Availability
Green-house Gas (GHG) footprint	. Total Scope 1 emissions	No
	. Total Scope 2 emissions	No
	. GHG Emission Intensity (Scope 1 +2)	No
Water Footprint	. Total water consumption	No
	. Water consumption intensity	No
	. Water Discharge by destination and levels of Treatment	No
Energy footprint	. Total energy consumed	No
	. % of the energy consumed from renewable sources	No
	. Energy intensity	No
Embracing circularity – details related to waste management by the entity	. Total waste generated	No

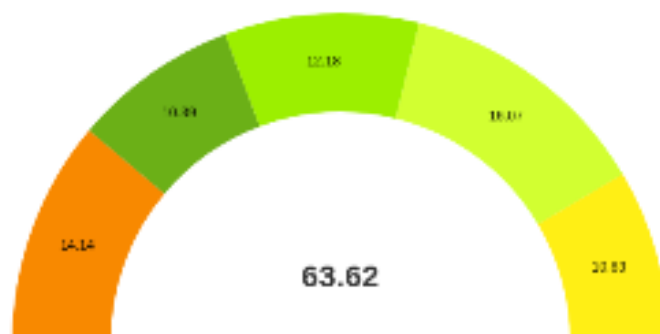


BRSR Attribute	Parameter	Data Availability
Enhancing Employee Wellbeing and Safety	. Spending on measures towards the wellbeing of employees and workers – cost incurred as a % of the total revenue of the company	No
	. Details of safety-related incidents for employees and workers (including contract workforce e.g. workers in the company's construction sites)	No
Enabling Gender Diversity in Business	. Gross wages paid to females as % of wages paid	No
	. Complaints on POSH	No
Enabling Inclusive Development	. Input material sourced from the following sources as % of total purchases – Directly sourced from MSMEs/ small producers and from within India	No
	. Job creation in smaller towns – Wages paid to persons employed in smaller towns (permanent or nonpermanent /on contract) as % of total wage cost	No
Fairness in Engaging with Customers and Suppliers	. Instances involving loss/breach of data of customers as a percentage of total data breaches or cyber security events	No

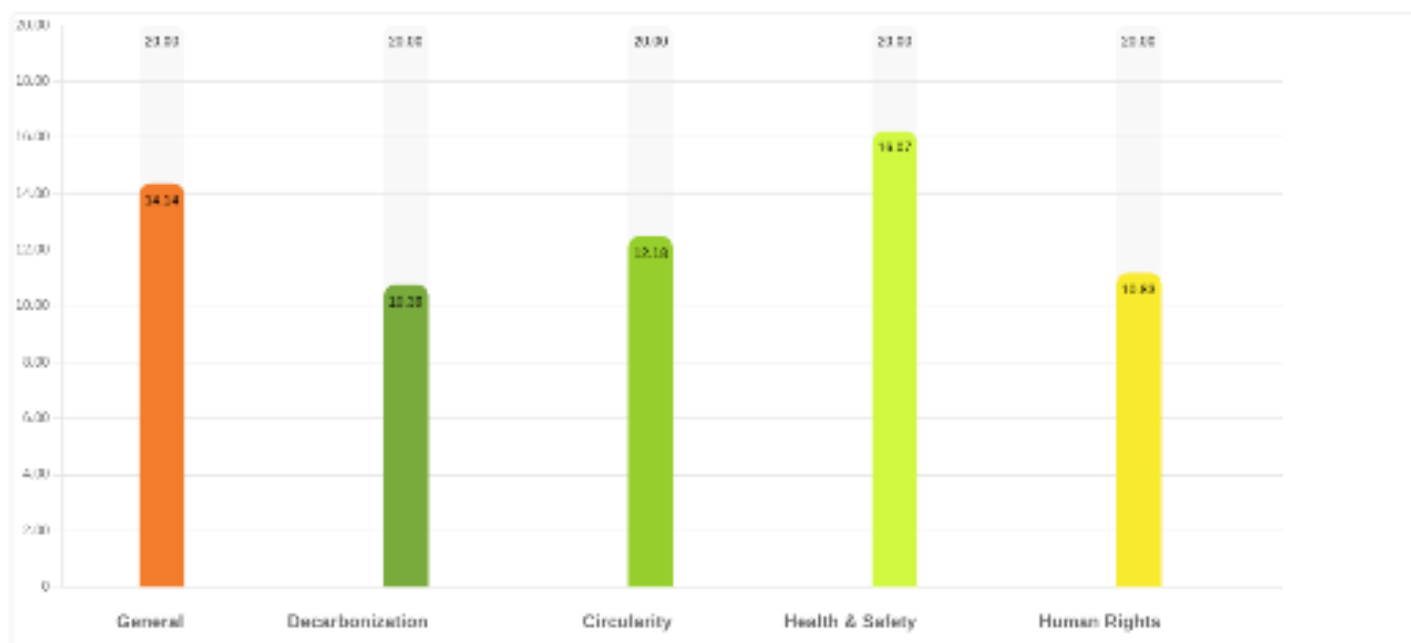


Overall Score

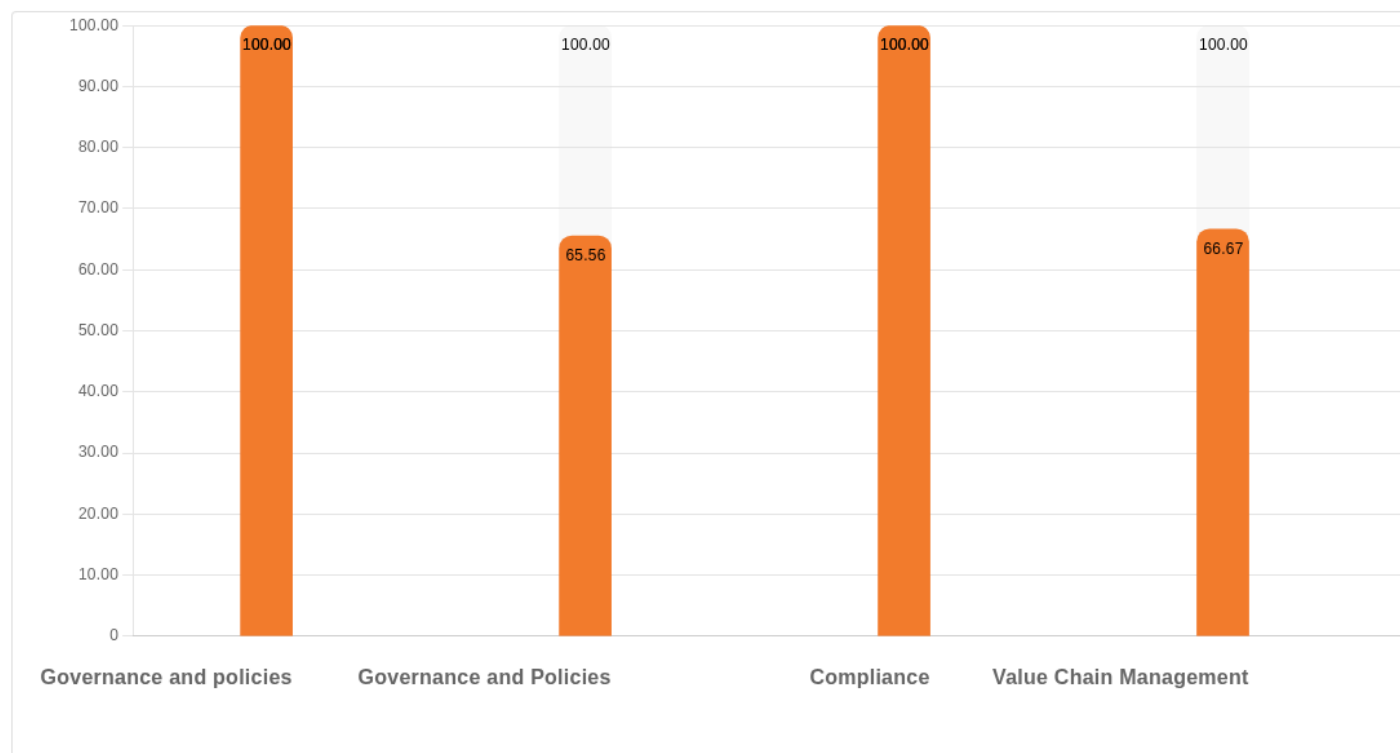
63.62 Points out of 100



General Decarbonization Circularity Health & Safety Human Rights

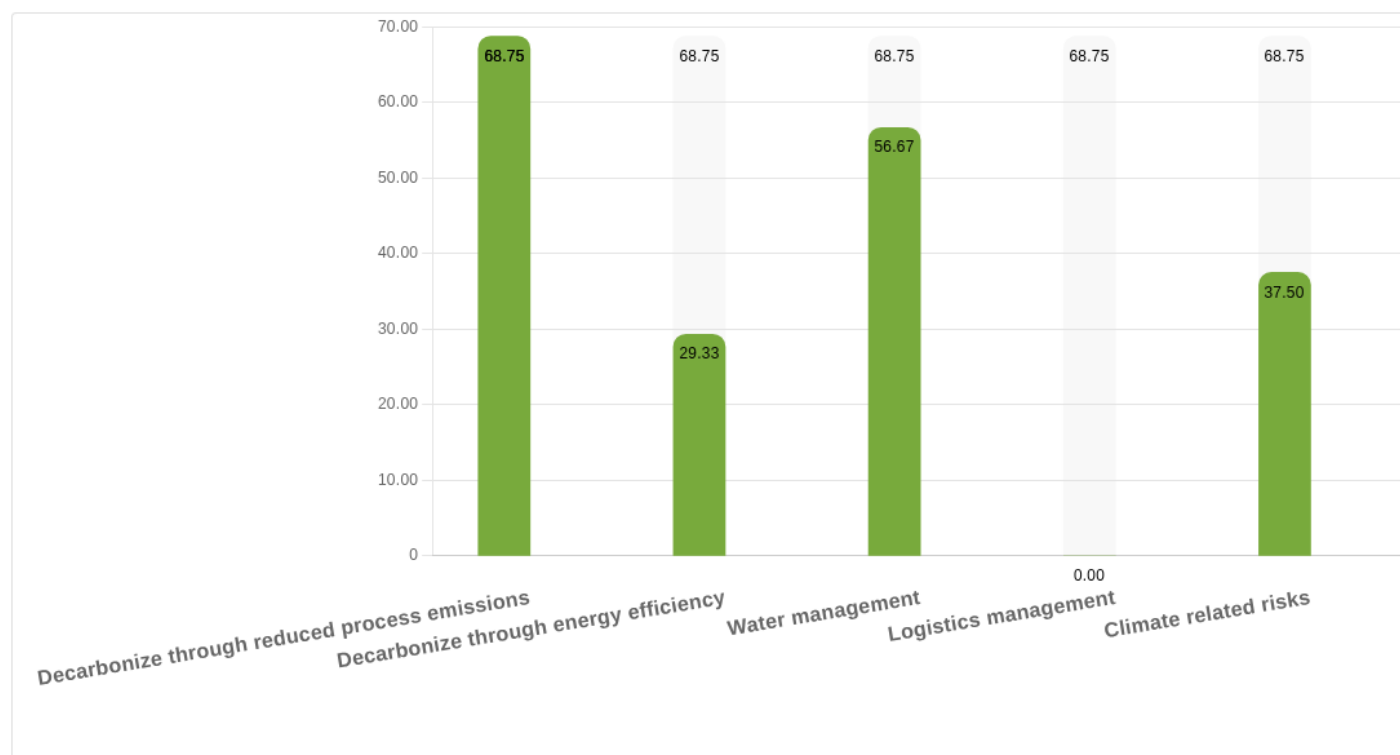


General



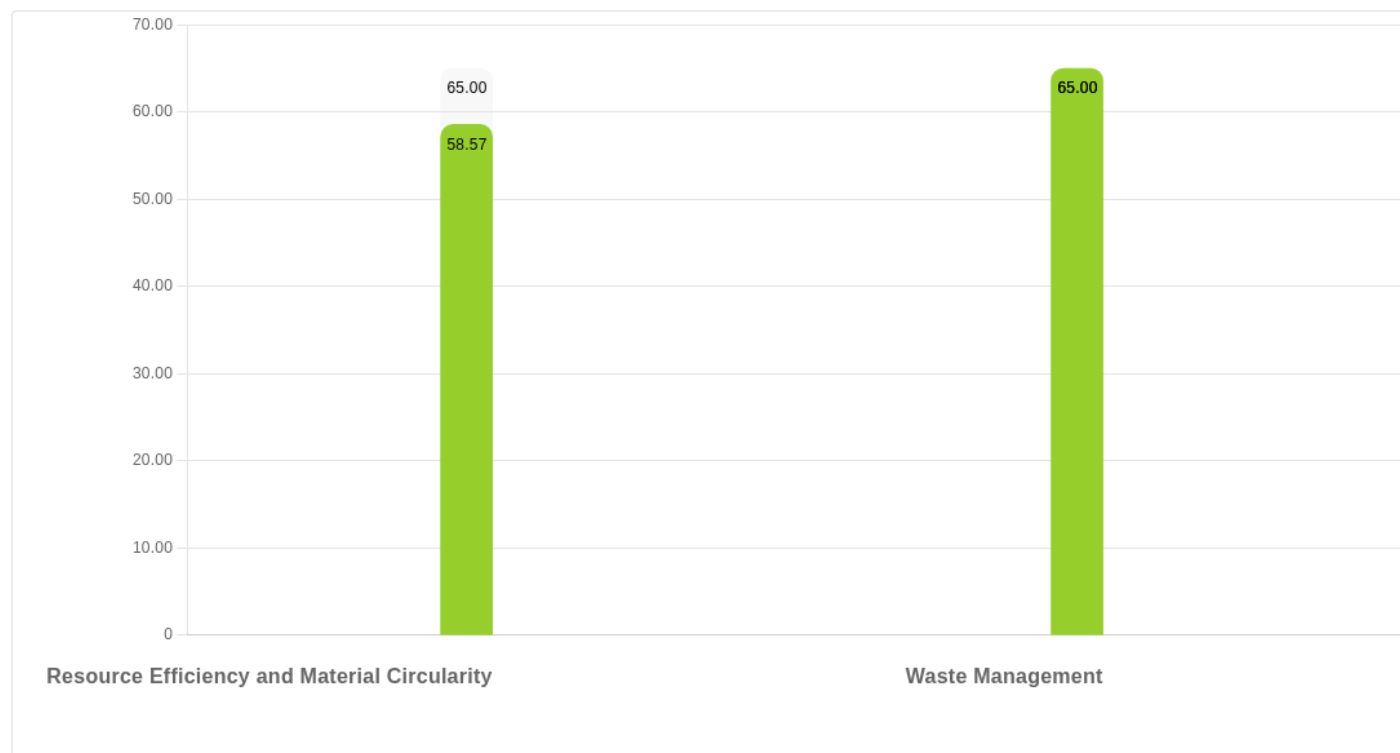


Decarbonization



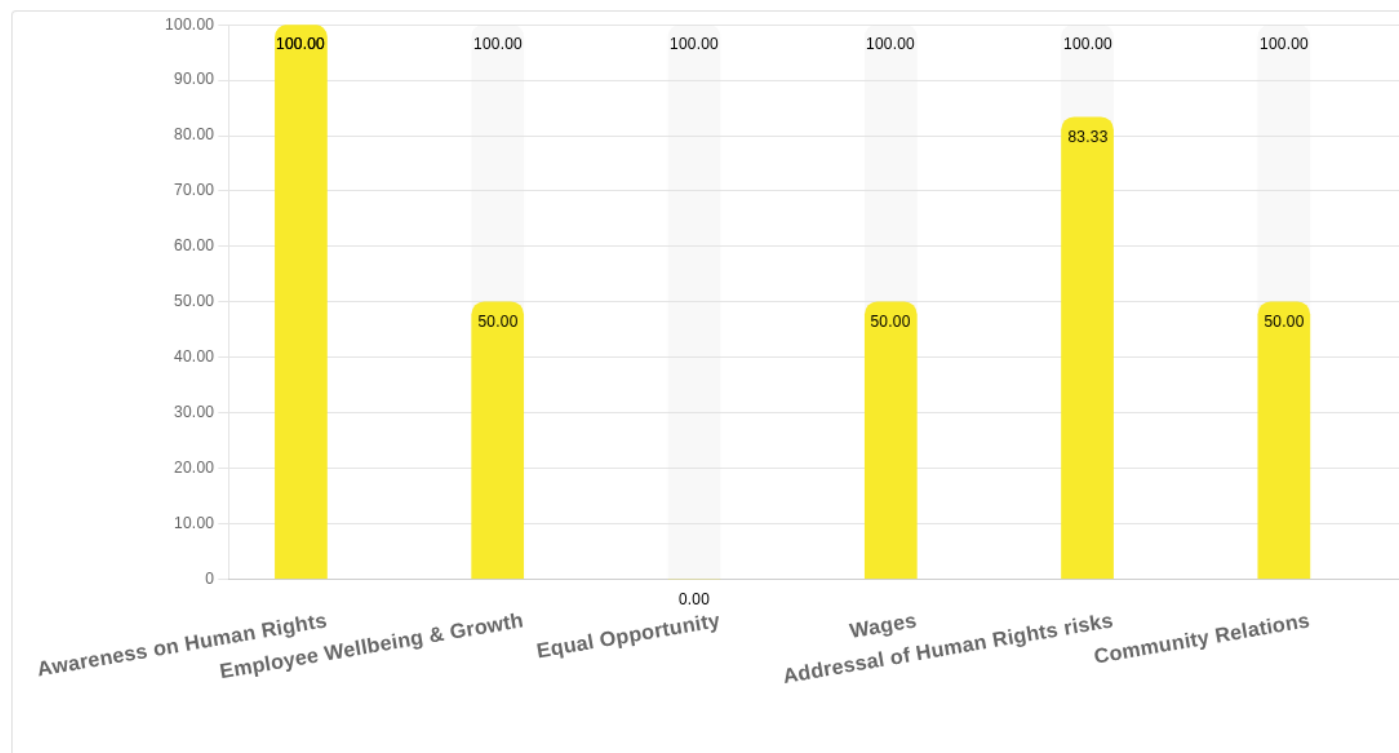


Circularity





Human Rights





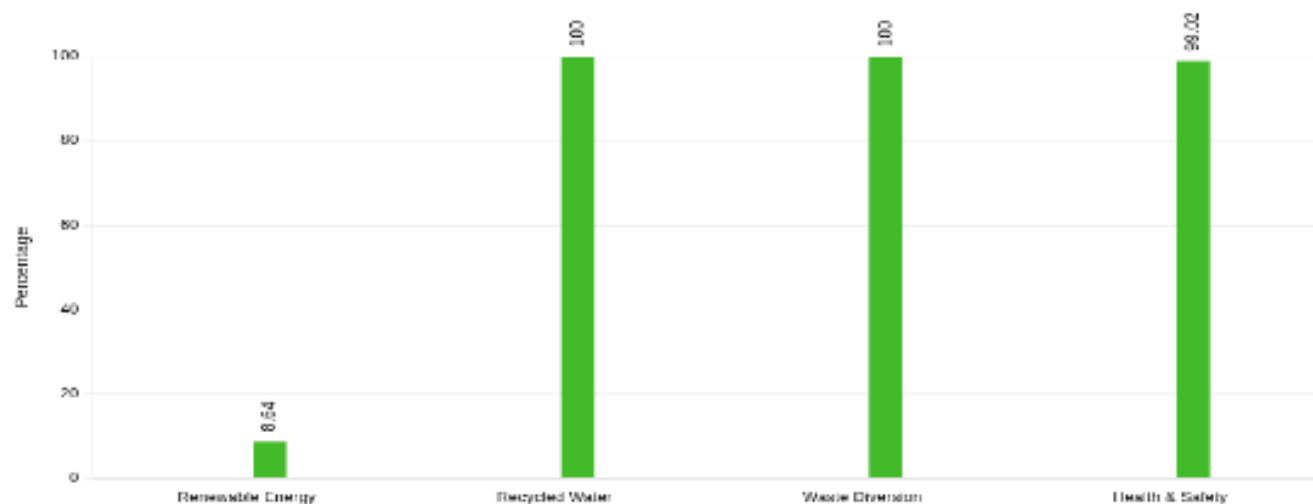
Health & Safety



Skoda Auto Volkswagen India Private Limited Value Chain Partner (VCP) Key Parameter Benchmarks Figure below provides insights into best practices analysed from the assessment of 0 VCPs. These best practices can serve as benchmarks for peer VCPs to follow.

VALUE CHAIN BENCHMARKING

VALUE CHAIN REPRESENTATION



WOMEN REPRESENTATION



Gap Assessment Summary



General



Decarbonization



Circularity



Health & Safety



Human Rights



General Score

Score 70.71



Decarbonization

Score 51.94



Circularity

Score 60.91



Health & Safety

Score 80.36



Human Rights

Score 54.17